

Duo Press Line for Small-Size Glulam and Board Production




K | KALLESOE

CAPACITY

Glulam (7.5 hours): 25 - 50 m³ (900 - 1700 ft³)

Board (7.5 hours): 1000 - 2000 m² (11000 - 21000 ft²)



The Duo Press Line for boards and small-size glulam is designed to fit exactly to your products and needs.

DUO PRESS LINE

The Duo press line is designed with a glue system that can apply glue onto the top and onto the side of the lamella. This means that the equipment can produce two different products: small-size glulam (up to 6 m/20 ft) and boards.


This enables an expanded product range and increased capacity without requiring additional space.

The press uses high/radio frequency energy, which means rapid curing of the glue and thus short press cycles and increased capacity.

The illustrated production line consists of a double glue applicator - with glue roller and glue nozzle, lay-up system (KL 80), high/radio frequency press, cross saw, and stackers, but we can design the line to fit your products and needs.

SPECIFICATION

The illustration shows the possible minimum and maximum dimensions of the final product, but special customer demands can be implemented.



Glue application

The lamellas are pushed into the glue applicator one by one by means of a servo-driven push-in device. When the lamella passes the glue applicator it is

1. during glulam production, pulled under a glue nozzle that applies glue to the surface of the lamella. The start and stop time of the nozzle is controlled electronically, keeping the glue waste to a minimum.
2. during board production, pulled past a vertical, grooved roller applying glue on the side of the lamella. A photocell automatically controls the glue supply to the glue vessel.




Lay-up

After the glue application, the lamellas are led to the feeding conveyor.

The lamellas for glulam production (which are glued on top) are turned 90°, before being gathered in a batch and lowered onto the feeding table.

The lamellas for board production (which are glued on the side) are cross-led and packed into a batch before being lowered onto the feeding table in front of the press.

When the feeding table is filled, the batches are fed into the press.



The press

The lamination press in this plant is generating high/radio frequency energy. It is equipped with a high-performance and reliable high/radio frequency generator that supply 100 kW. The press is fitted with a number of power regulators that adjust the supplied power to ensure the perfect curing of the glue.

The press is mounted with side pressure and top pressure cylinders, ensuring a uniform and high-quality pressing of glulam and boards every time.



Saw and stacker

A cross saw can be installed after the press, cutting the ends of the glulam/boards and sawing the boards into desired lengths.

Furthermore, a stacker can be installed for the handling of glulam and boards - either for palletizing or for further processing.

A SOLUTION FROM KALLESOE MACHINERY GUARANTEES:

- Sturdy and reliable products
- Easy and logical operation
- Flexible solutions
- High capacity and low energy consumption
- Increased production

TECHNICAL INFORMATION

Generator: 100 kW

Capacity per shift (7.5 hours):

Glulam: 25 - 50 m³
(900 - 1700 ft³)

Board: 1000 - 2000 m²
(11000 - 21000 ft²)

WHY CHOOSE A **KALLESOE** SOLUTION

Kallesoe Machinery has a long tradition in developing and manufacturing wood laminating systems and equipment for customers worldwide.

Our flexible and customized plant solutions are individually designed to fit customer's physical environment and product demands.

We emphasize high quality, performance and reliability which makes it natural for our customers to choose a Kallesoe solution.

Read more about our products and capabilities:

www.kallesoemachinery.com



K | KALLESOE

Kallesoe Machinery A/S, Bredgade 115
DK-6940 Lem, Tel: +45 97 34 15 55
sales@kallesoe-as.dk
www.kallesoemachinery.com